

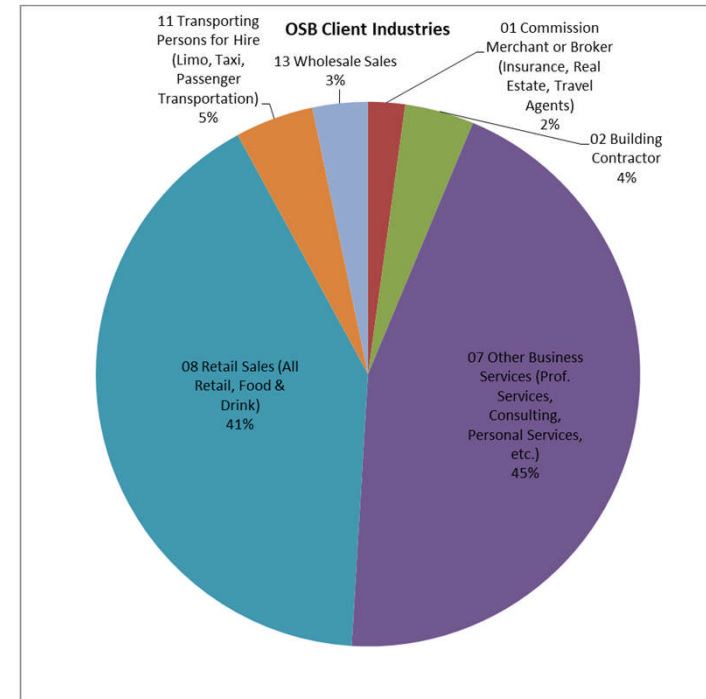
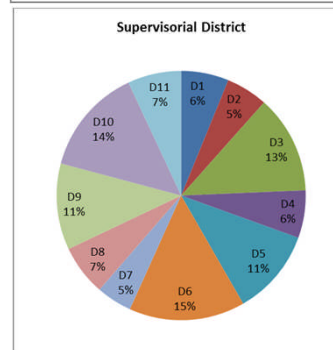

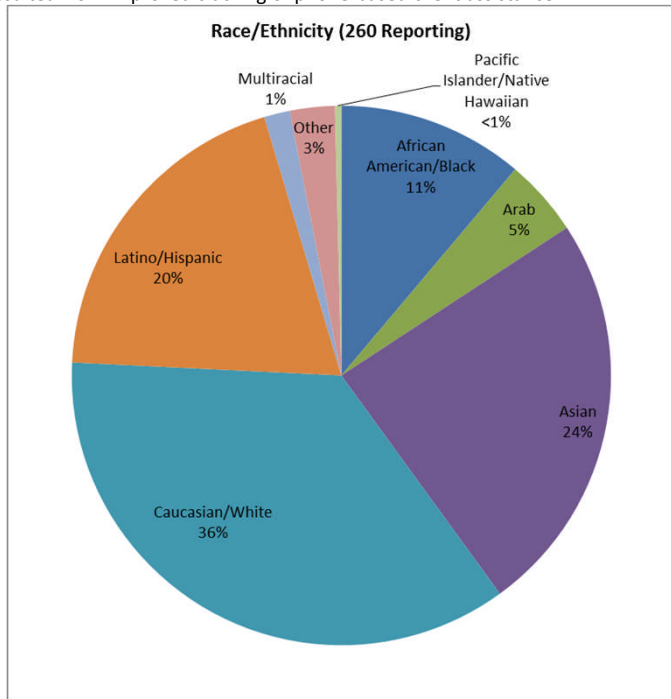
# OFFICE OF SMALL BUSINESS DASHBOARD | OCTOBER - DECEMBER, 2013

Clients Served: Oct - Dec, 2013		
Month	# of Clients	% +/- (compared to last year)
October	369	61%
November	280	84%
December	198	-7%
<b>Total</b>	<b>847</b>	<b>43%</b>

Note: Significant year-over-year increases in Oct and Nov may have resulted from improved tracking of phone-based client assistance.

### OSB Highlights:

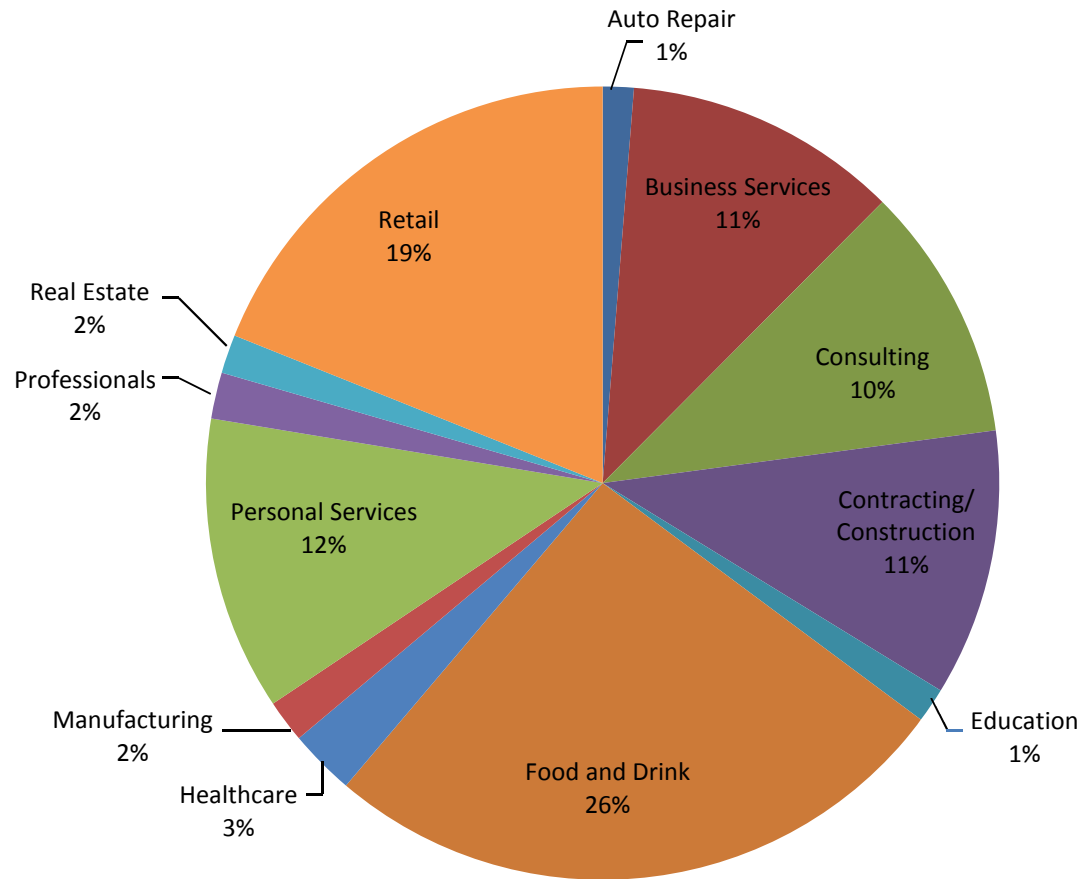
- Betsy and Jack Rix, former owners of the Old Red Vic Movie House at 1727 Haight Street, contacted the Office of Small Business in 2011 for help determining the requirements for an idea to convert the defunct theatre into an indoor marketplace and event space for the community. Office of Small Business staff met with Betsy and her architect and other city department staff to discuss the feasibility of the idea and potential requirements. OSB staff provided ongoing support, including information on other important considerations including ADA and Conditional Use Authorization. In February 2014, Betsy and Jack celebrated the opening of their new concept, [Second Act Marketplace and Events](#), a neighborhood public space housing five other small businesses, and providing a place for the community to eat, shop, and gather for artistic events.
- In November 2013, the City and County of San Francisco entered into a public-private partnership with the nonprofit Kiva.org, to help small businesses gain access to capital and improve the local economy. The Office of Small Business, endorsed the city's first borrower, Ramni Levy of [King Knish](#) who began fundraising shortly thereafter. Ramni's loan was fully funded in January 2014. Ramni now has access to a \$5,000, 0% interest loan to help grow and expand his business.



# OFFICE OF SMALL BUSINESS DASHBOARD | OCTOBER – DECEMBER 2013

License123 by the Numbers		
	# of Users	% of Total
<b>Total Users</b> (including repeats)	829	
<b>Total Unique Users</b>	583	70%
<b>Repeat Users</b>	246	30%
<b>New Business</b>	453	78%
<b>Existing Business</b>	130	22%
<b>SF Users</b>	487	84%
<b>CA (non-SF) Users</b>	71	12%
<b>Out-of-State Users</b>	25	4%

### L123 Users by Industry



### L123 Users by District

